

Survey: Survey - Bathroom Supplies

44 respondents took this survey.

Question Summary

	Question	Question Type	% of Respondents Submitting
Details	Question 1	Multiple select	100.00%
Details	Question 2	Rating scale	100.00%
Details	Question 3	Yes-no	100.00%
Details	Question 4	Yes-no	100.00%






A red asterisk (*) indicates required questions.

[top](#)

Question 1 (Multiple select)*

44 of 44 respondents answered this question.






From the list below, please select the Bathroom Supplies products you ordered from the Central Warehouse:
(Select all that Apply)

		Number of Respondents	Percent
Hand Towel Rolls		7	15.91%
Toilet Tissue		43	97.73%
C-Fold Hand Towels		44	100.00%
Feminine Care Products		10	22.73%
Paper Product Dispensers		28	63.64%

Question 2 (Rating scale)

44 of 44 respondents answered this question.

How do you rate the delivery service from the warehouse?

Excellent (1) - Poor (5)		Number of Respondents	Percent
1		22	50.00%
2		7	15.91%
3		11	25.00%
4		4	9.09%
5		0	0.00%
Total		44	100.00%

Average rating: 1.93

[top](#)

Question 3 (Yes-no)*

44 of 44 respondents answered this question.

Is your experience using these supplies favorable?



		Number of Respondents	Percent
Yes		41	93.18%
No		3	6.82%
Total		44	100.00%

Survey: Survey - Bathroom Supplies

Question 4 (Yes-no)*

44 of 44 respondents answered this question.

Would you recommend using the same method of ordering your bathroom supplies?

		Number of Respondents	Percent
Yes		39	88.64%
No		5	11.36%
Total		44	100.00%